

30C90

definite purpose contactor



- 30C 90FLA Definite Purpose Contactor
- Robust 2 & 3 Pole Contactor
- Arc Covers as standard
- Industry Standard Mounting
- RoHS Compliant
- UL File No: E61703



Contact Data

Table 1

Arrangements: 2 Form X (2PST-NO-DM)
 3 Form X (3PST-NO-DM)

Material: AgCdO, AgSnOInO

Model No	Full Load Amps (FLA)	Poles	Line Voltage (VAC)	Locked Rotor Amps (LRA)	Resistive Amps	Max. HP		
						Voltage	1 Phase	3 Phase
30C90-1022	90	2	120	540	120	120	7.5	-
			240/277	540		240	20	30
			480	450		480	-	50
			600	360		600	-	50
30C90-1023	90	3	120	540	120	120	7.5	-
			240/277	540		240	20	30
			480	450		480	-	50
			600	360		600	-	50

FLA rating tested for 6000 cycles of endurance at 240/480/600VAC per UL508.
 Resistive Heat rating tested for 250,000 cycles at 277VAC.
 LRA rating tested for 6000 cycles of Locked Rotor endurance per UL508.

Coil Data

Table 2

Voltage: 24-277VAC 50/60Hz. See coil data below. (480VAC available but not UL approved)
 Insulation Class: UL Class B (130°C)

Coil Voltage Code	Rated Voltage 50/60Hz	Coil Resistance (Ohms)	Coil Operating Voltage (VAC)			Minimum Inrush		Nominal Coil Power	
			Must Release	Must Operate	Max Voltage	VA @ 50Hz	VA @ 60Hz	VA @ 50Hz	VA @ 60Hz
5024	24	0.63	6	18	26.4	285	240	42	27
5120	120	15.6	20	88	132	285	240	42	27
5230	208/240	63.5	40	177	264	285	240	42	27
5277	277	84	65	220	305	285	240	42	27
5480	480	255	150	384	528	285	240	42	27



30C90

definite purpose contactor

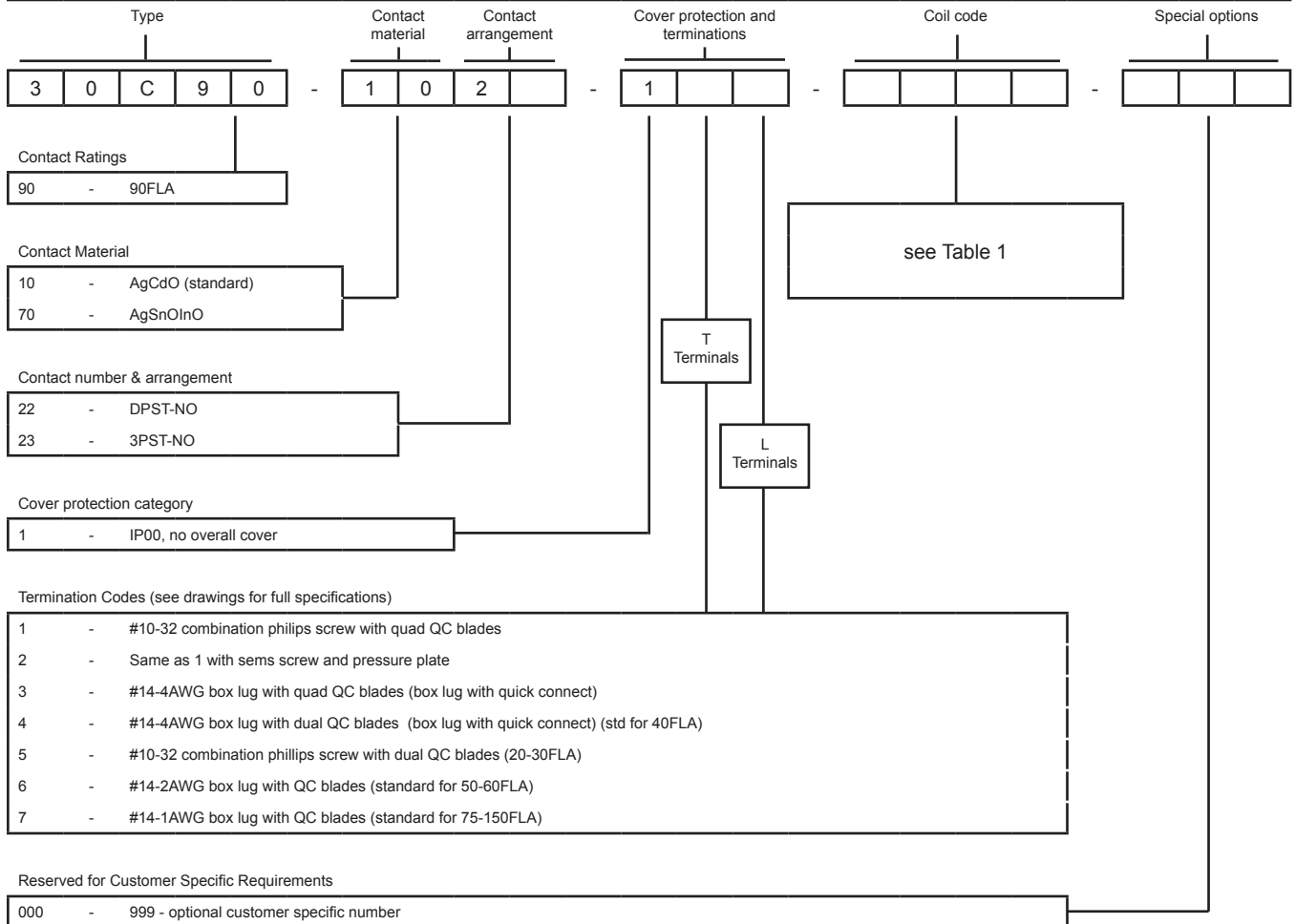


General Specifications

Table 2

Initial Operate Time	mS	40	Terminations		
Release Time	mS	25 (typical)	Coil Terminals		Dual 0.250" QC (#6-32 screw to special option only)
Bounce Time	mS	≤ 15	Power Terminals	box lug	14-1/0 AWG
Arc Cover		Standard	Recommended Tightening Torque	box lug	50 in.lbf (5.65 Nm)
Insulation System		UL Class B 130°C	Wire size	box lug	14-1/0 AWG
Initial Dielectric Strength					
between contacts and coil	VAC	2200			
between poles	VAC	2200 (includes shunt)			
between open contacts	VAC	2200			
Temperature Range	°C	-40 ... +65			
Unit Weight (approx.)	3 pole	4lb			

Ordering Codes



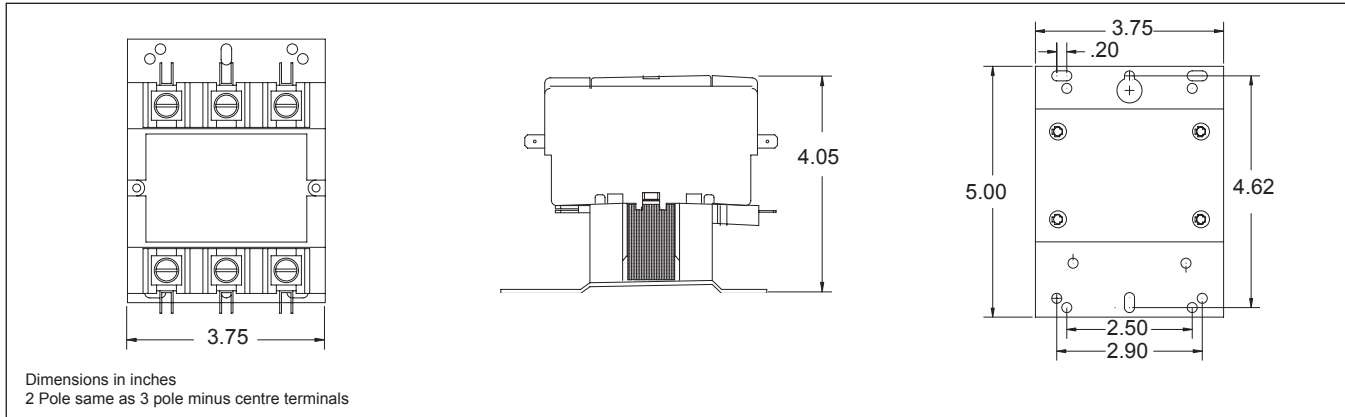
30C90


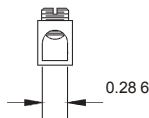

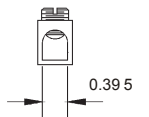
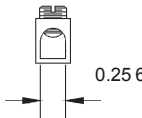
definite purpose contactor



Overall Dimensions

Fig. 1



Power Terminations	
Termination Codes: 1 & 5 Standard for 20-30FLA only #10-32 combination phillips/slotted and 5/16 hex head screw with #12 washer	 Termination Code: 6 Standard for 50 & 60FLA Box Lug 14-2 AWG (Cu/Al) 
Termination Code: 2 Optional for 20-40FLA only. #10-32 sems screw with pressure plate	 Termination Code: 7 Standard for 75 & 90FLA Box Lug 14-1 AWG (Cu/Al) 
Termination Codes: 3 & 4 Standard for 40FLA only Box Lug 14-4 AWG (Cu/Al) 	Dimension in inches

